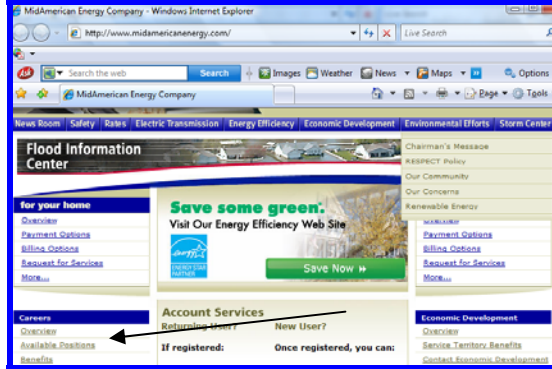


Searching Online for Career Opportunities

A MidAmerican Energy Holdings Company Job Aid

1. Visit www.midamerican.com, www.midamericanenergy.com and www.calenergy.com to view current career opportunities.

2. Select **Available Positions**.

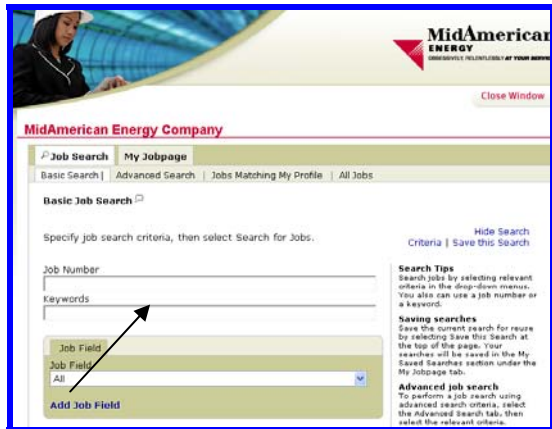


3. Select **Access the job search and application tool** to begin a search or apply for a position.



Search Tips

Search job openings by selecting relevant criteria from the drop-down menus. A job number or keyword also can be used.



4. Scroll down the page to see a list of open positions.

5. Select **Apply** under the position you are interested in.




6. New users must select **New User**, and follow the prompts to set up a user account.



7. Before you can apply, you must sign the online **Application Agreement**



8. Once logged into the system, there will be a series of ten (10) screens. 

Each screen asks you to enter data. Required entries are indicated with asterisks (*). All required fields must be filled in order for your application submittal to go through.

9. You will receive an Application Acknowledgment via e-mail after you submit your application.



1) Personal Information



2) Work History



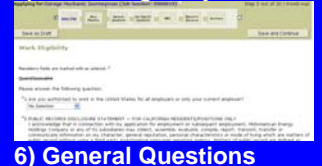
3) Education



4) Resume



5) Work Eligibility



6) General Questions



7) Job Specific Questions



8) EEO



9) Electronic Signature



10) Summary

